

# Real-time Temperature and Humidity Data Logger (Single-use)

TT18 User Manual V1.2



## 1. Product overview

TT18 real-time single-use temperature and humidity data logger is one kind of Tzone cold chain data logger.


The system is easy to use and provides global visibility at an affordable cost. Simply initiate a shipment and place a TT18 real-time data logger. Then, cloud-based monitoring platform will start reporting temperature, humidity and location, so you will always know where and under what conditions your product is.

It is suitable for real-time monitoring the transportation process of food, medicine, chemical products, etc., and widely used in all aspects of logistics cold chain, such as refrigerated containers, refrigerated trucks, refrigerated distribution boxes, etc.

## 2. Specification

Item	Details
Dimension	90mm*64mm*27mm (3.54in*2.52in*1.06in)
N.W	138g
Usage type	Single use
Shelf life	1 year
Transmit interval	15 mins
Built-in battery	3.7V/3000mAh Lithium battery
GSM antenna	Built-in
Transmission mode	GPRS
Data storage capacity	Can store 6700 measurement data
Temperature accuracy	±0.3℃
Working temperature range	-20℃~ +60℃
Humidity accuracy	±3%
Working humidity range	0~85%
Power Consumption	Active mode (avg.) < 100mA Sleep mode (avg.) < 20uA
GSM frequency	Support 850/900/1800 /1900MHz
Indicator	Indicating device status
Duration	Up 60 days

## 3. Product part



Item	Part	Function
A1	Green LED	Device status indicator (green)
A2	Red LED	Device status indicator (red)
B	USB port	Extract data stored in the device
C	Button	Power on/Check or send data immediately

#### 4. Device status

Status	Button action	LED status	Description
Check	Click once the button before starting	Both lights flash once at the same time	If both green and red lights don't blink at the same time, please don't use it
Start	Keep button pressed for more than 3 sec.	Green light on for 5 sec.	Device starts sending data
Monitoring	N/A	Green light flashes once every 10 sec.	Typing the TT18 IMEI number on <a href="http://cloud.tzonedigital.com">http://cloud.tzonedigital.com</a> to monitor
Mark	Short press button once	Green light flashes once	Send one data immediately after the device is awakened

#### 5. Use device with the platform

The SIM card and battery have been inserted into the device. Just long press the button for more than 3 seconds and the green light turns on for 5 seconds, the device will start to run (Please check the device before using). Typing the TT18 IMEI number on <http://cloud.tzonedigital.com> to monitor the data information.



Temperature & Humidity Monitoring Platform

Please enter IMEI/SN **5.1**

[Login Account](#) **5.2**

[Sign Up New Account](#) **5.3**

## 5.1 Please enter IMEI

Fill in the IMEI of the device into the input box, then click “search”, you can view the data of this device (the device sends data every 15 minutes by default). After entering this interface, you can query real-time data, historical data graphs, historical trajectories of base stations and history download information;

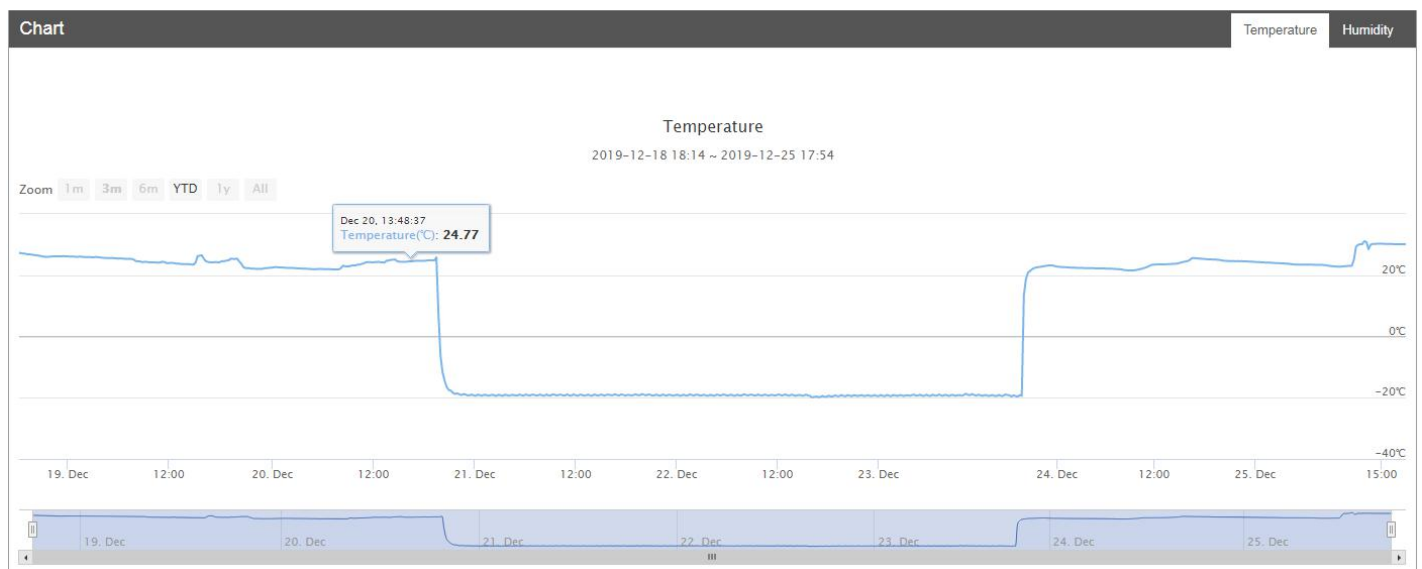
Device ID : 869286032575065

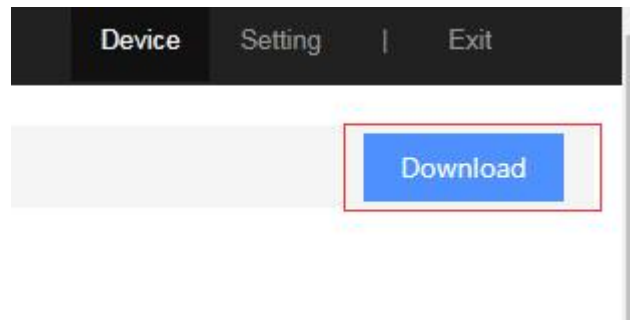
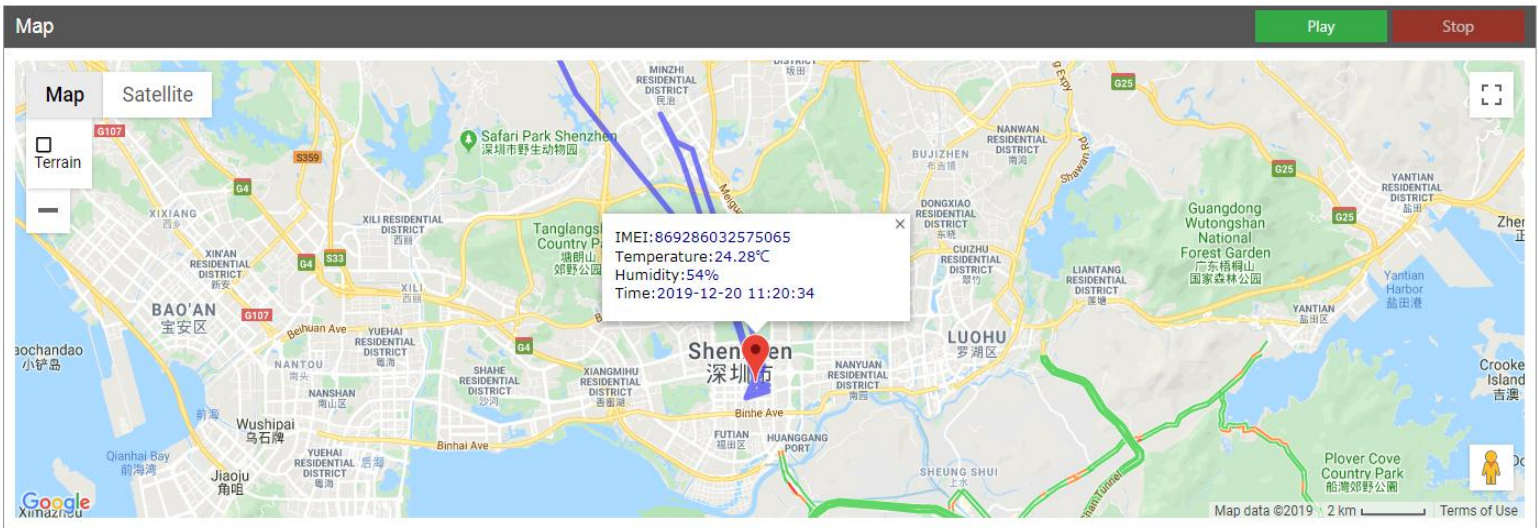


2019-12-25 17:54:08

Time Span

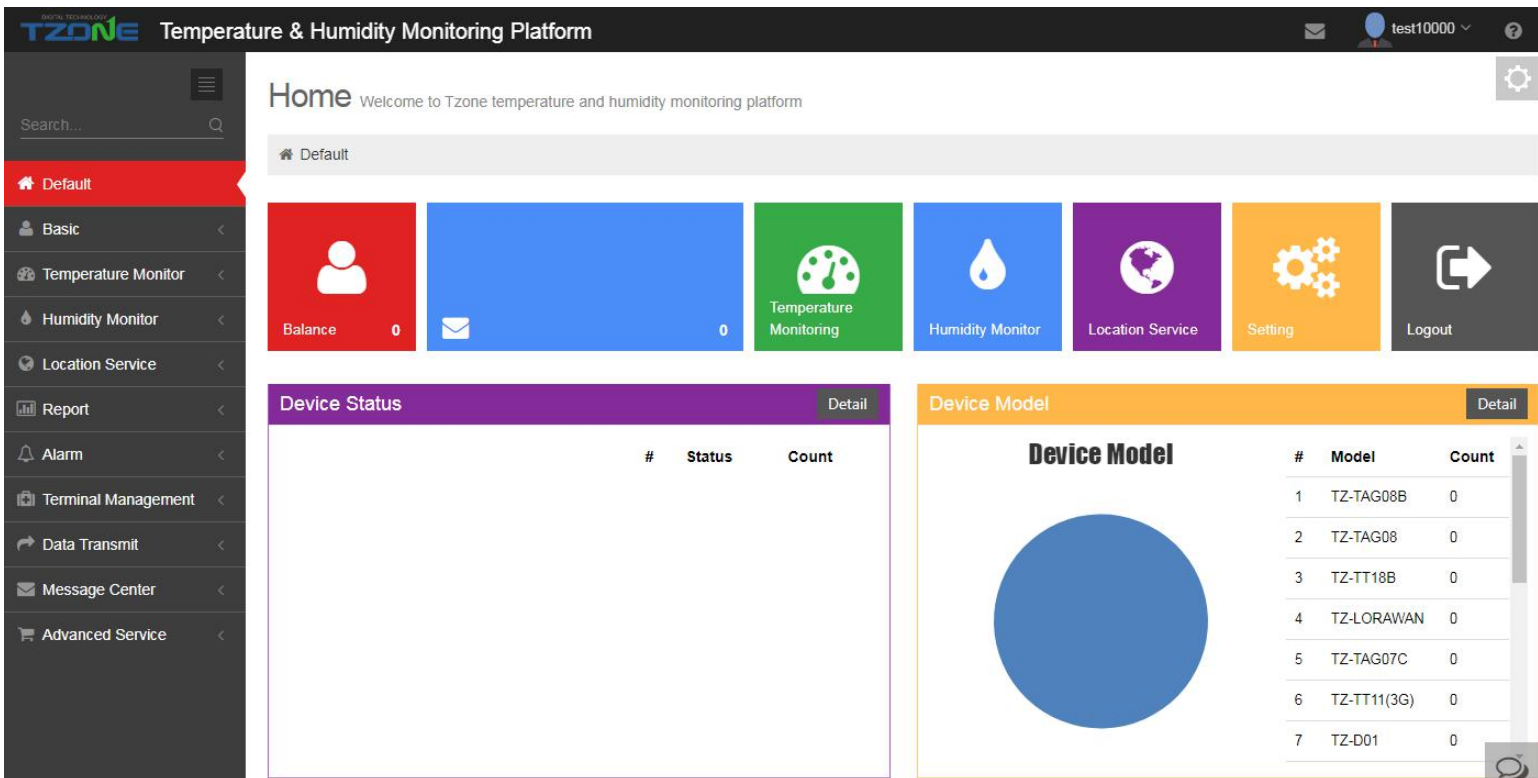
From: 2019-12-18 18:02 To: 2019-12-25 18:02





## 5.2 Login Account

You can log in to the registered account after click into “Login account”, to view more detailed device information;



## 5.3 Sign Up New Account

Account can be registered after click into “Sign Up New Account”

\*UserName :

4 ~ 18 characters, including letters, Numbers, underscores, begin with a letter, letters or Numbers ending!

\*E-mail :

Enter an email address that you already have, in order to complete registration by verifying. Format such as name@example.com

\*Telephone :

Enter your mobile phone number. Format such as 12345678910

\*Password :

6 to 16 characters and is case sensitive

\*Confirm :

Please enter the password again

\*Code :

Can't see clearly can change one