

TZ-TC601

---User Manual



1.Product Introduction

TZ-TC601 is a handheld thermocouple thermometer developed by our company. The thermometer can be used to measure up to four different temperatures at the same time, and can be freely converted between three type units of °C/°F /K. It has five characteristics: accurate measurement, wide measurement range, fast response, stable performance and simple operation.

2.Product Application

1. High temperature area such as steel making furnace and coke oven;
2. Measure liquid hydrogen, liquid nitrogen and other cryogenic objects;
3. Refining petroleum and producing chemical raw materials;
4. All walks of life in the pipeline temperature measurement tank temperature measurement;

3.Product Feature

1. Wide measuring range, good linearity, high measuring accuracy and long service life.
2. LCD with backlight type K thermocouple input, 4 thermocouple inputs.
3. Optional Celsius ($^{\circ}\text{C}$), Fahrenheit ($^{\circ}\text{F}$), and Kelvin (K).
4. The machine will shut down automatically if there is no operation within 10 minutes.
5. Simple operation, convenient to use.
6. Keep the maximum, the minimum, and the average data.

4.Product Specifications

Sensor measures temperature range	-200 $^{\circ}\text{C}$ ~1372 $^{\circ}\text{C}$ (-328 $^{\circ}\text{F}$ ~2501 $^{\circ}\text{F}$)
Precision	>100 $^{\circ}\text{C}$ (-148 $^{\circ}\text{F}$): $\pm 1^{\circ}\text{C}$ ($\pm 1^{\circ}\text{F}$) <100 $^{\circ}\text{C}$ (-148 $^{\circ}\text{F}$): $\pm 2^{\circ}\text{C}$ ($\pm 3.6^{\circ}\text{F}$)
K type temperature resolution	<1000 $^{\circ}\text{C}$: 0.1 $^{\circ}\text{C}$ / $^{\circ}\text{F}$ / K >1000 $^{\circ}\text{C}$: 1 $^{\circ}\text{C}$ / $^{\circ}\text{F}$ / K
Power battery	One 9V battery
The working environment of the sensor line	-20~+300 $^{\circ}\text{C}$ (-4~572 $^{\circ}\text{F}$)
Size	200 x 85 x 38mm
Weight	230g






5. Product Appearance

1. Pinhole and probe sensors.
2. Liquid Crystal Display
3. Power on/off button.
4. Hold key: pause measurement and hold data.
5. Switch between Celsius ($^{\circ}\text{C}$), Fahrenheit ($^{\circ}\text{F}$), and Kelvin (K).
6. Backlight button: turn backlight on/off.
7. Max button: turn on/off the maximum value.
8. Min button: turn on/off the minimum value.
9. Avg button: turn on/off the average value.
10. Battery.



6. How to use

Install the probe before starting the instrument, and insert the probe to measure the temperature. There are four probe pinholes on the top, which correspond to T1, T2, T3 and T4 respectively from left to right. If the probe is removed, the instrument cannot be displayed. The instrument is easy to use, when you press the button, please corresponding to the special function:

1. Hold key: press  to freeze or unfreeze the displayed readings.
2. Unit switch key: press  to switch between Celsius ($^{\circ}\text{C}$), Fahrenheit ($^{\circ}\text{F}$), and Kelvin (K), each press to display the next unit, data automatically change.
3. Backlight button: turn on/off backlight, it can be used at night.
4. Max button: press  to turn on/off the maximum value.
5. Min button: press  to turn on/off the minimum value.
6. Avg button: press  to turn on/off the average value.

It displays the average of all measurements from the time the instrument is turned on until the AVG button is pressed.

Battery replacement and precautions:

When the battery is low, a battery symbol is displayed. In this case, you need to replace the battery. We need to unscrew the screw with a screwdriver and then open the battery cover to replace the battery. Replace the battery as follows:



Step 1: Unscrew the screw and open the lid Step 2: Remove the battery



Step 3: Replace the battery

Note: This instrument is not waterproof, not fall proof, please properly keep after use, and put in the place out of the reach of children.